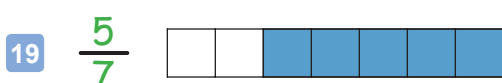
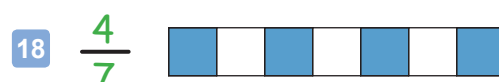
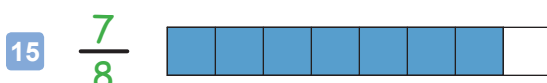
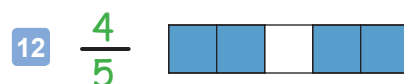
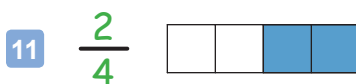
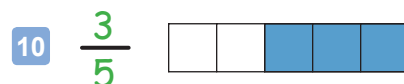
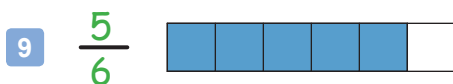
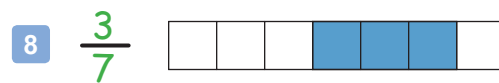
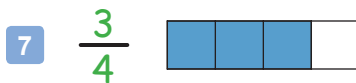
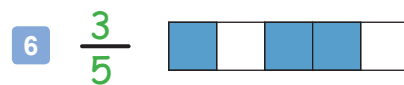
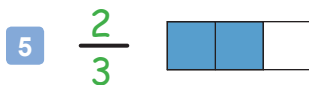
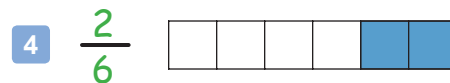
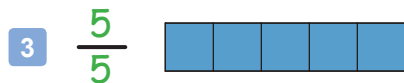
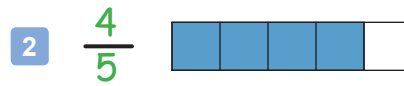
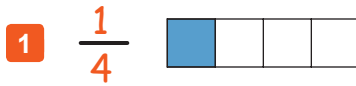


Fractions as Parts of Objects

FAP 1

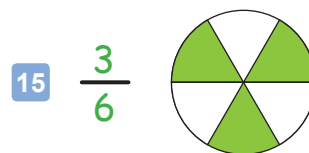
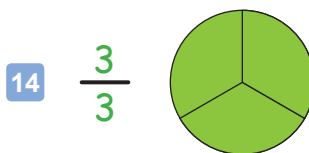
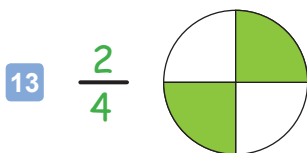
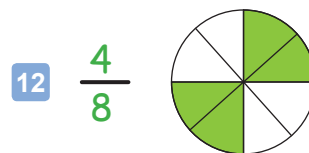
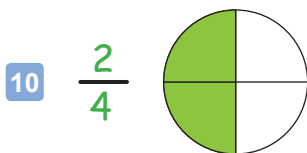
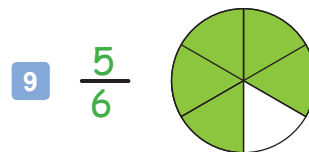
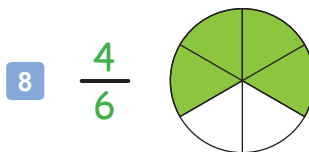
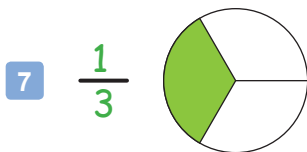
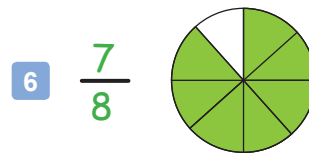
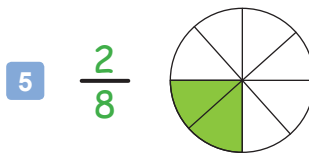
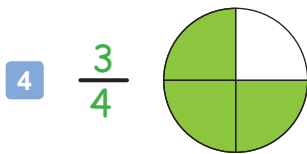
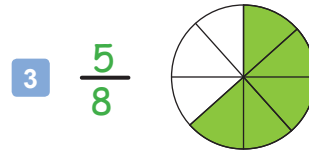
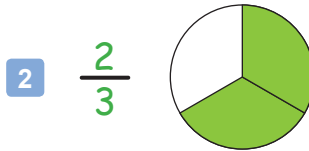
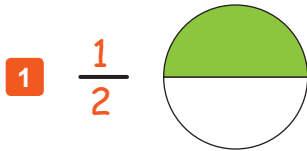
Instructions: For each object below, write a fraction that represents the parts of the object that are shaded blue.



Fractions as Parts of Objects - Set 2

FAP 2

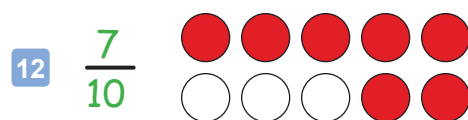



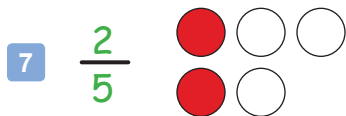



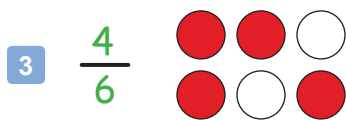


Instructions: For each object below, write a fraction that represents the parts of the object that are shaded green.



Fractions as Parts of a Group

FAP 3

Instructions: For each group below, write a fraction that represents the parts of the group that are shaded red.



Fractions as Parts - Mixed Practice

FAP 4

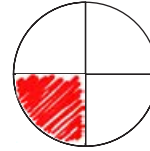
Instructions: Shade parts of each object or group to match the fraction shown.

Examples

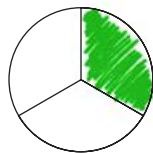
$$\frac{2}{3}$$



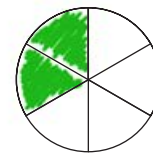
$$\frac{1}{4}$$



1 $\frac{1}{3}$



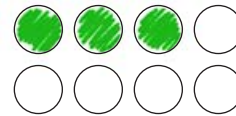
2 $\frac{2}{6}$




3 $\frac{2}{4}$



4 $\frac{3}{8}$



5 $\frac{4}{6}$



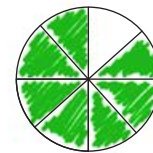
6 $\frac{5}{7}$



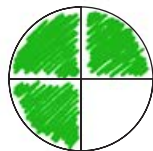
7 $\frac{2}{5}$



8 $\frac{7}{8}$



9 $\frac{3}{4}$



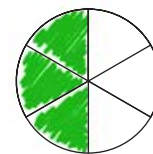
10 $\frac{3}{5}$



11 $\frac{5}{8}$



12 $\frac{3}{6}$



Actual students' drawings may vary.