

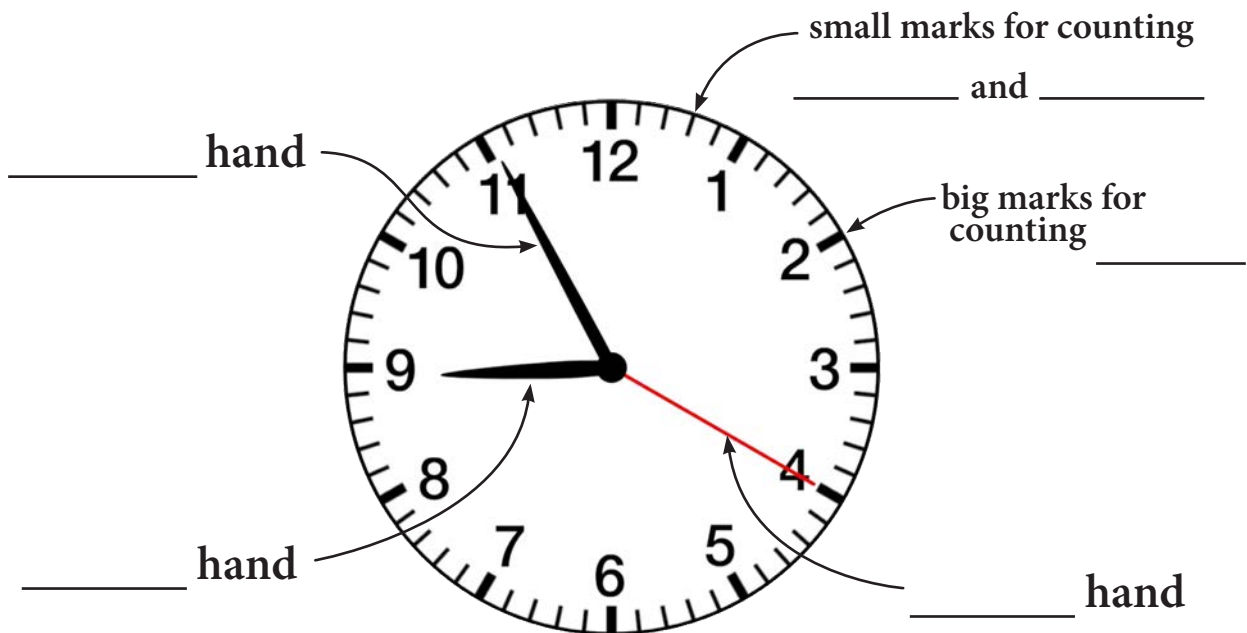
Units of Time & Parts of a Clock

TT 1

Instructions: Use what you learned in the video to answer these questions. (Some of the questions require basic arithmetic.)

- 1 How many hours are in one day? _____
- 2 How many hours are in half a day? _____
- 3 How many minutes are in one hour? _____
- 4 How many minutes are in half an hour? _____
- 5 How many minutes are in one-quarter of an hour? _____
- 6 How many seconds are in one minute? _____
- 7 How many hours are in two days? _____
- 8 How many minutes are in two hours? _____

Instructions: Label the parts of the clock.



Hours & Minutes - Set 1

TT 2

Instructions: Tell what time each clock is showing. (You don't need to say if it's a.m. or p.m.)

1 : :



2 : :



3 : :



4 : :



5 : :



6 : :



7 : :



8 : :



9 : :



Hours & Minutes - Set 2

TT 3

Instructions: Tell what time each clock is showing. (You don't need to say if it's a.m. or p.m.)

1 : :



2 : :



3 : :



4 : :



5 : :



6 : :




7 : :



8 : :



9 : :



Hours, Minutes & Seconds - Set 1

TT 4

Instructions: Tell what time each clock is showing. (You don't need to say if it's a.m. or p.m.)

1 : :




2 : :



3 : :



4 : :



5 : :




6 : :



7 : :



8 : :



9 : :



Hours, Minutes & Seconds - Set 2

TT 5

Instructions: Tell what time each clock is showing. (You don't need to say if it's a.m. or p.m.)

1 : :



2 : :



3 : :



4 : :



5 : :



6 : :




7 : :



8 : :



9 : :



A.M. or P.M. ?

TT 6

Instructions: Tell what time each clock is showing and use the clues provided to decide if it's A.M. (before noon) or P.M. (after noon).

1



Clue: The school bus is waiting to pick you up.

____ : ____ ☐ a.m.
☐ p.m.

2



Clue: You just got back from lunch break.

____ : ____ ☐ a.m.
☐ p.m.

3



Clue: Traffic jam! Everyone is going home from work.

____ : ____ ☐ a.m.
☐ p.m.

4



Clue: The house is very quiet. No one is awake yet.

____ : ____ ☐ a.m.
☐ p.m.

5



Clue: You're brushing your teeth before bedtime.

____ : ____ ☐ a.m.
☐ p.m.

6



Clue: The sun almost to its highest spot in the sky.

____ : ____ ☐ a.m.
☐ p.m.